




Moja pierwsza  
owocowo-warzywna  
książeczka



# Cienie


Dopasuj owoce i warzywa do ich cieni.







# emocje

Ułóż z owoców i warzyw wybraną twarz, nazwij emocje.



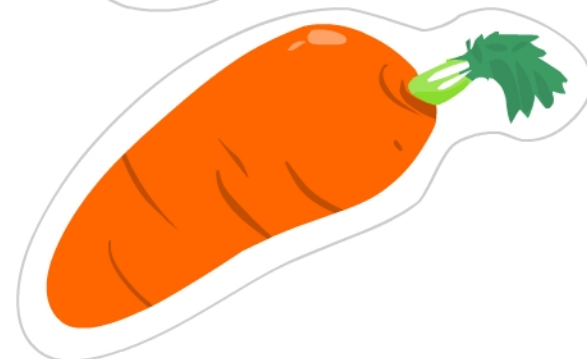







# kategoryzacja i sortowanie

Dopasuj owoce i warzywa do odpowiednich skrzynek.







# kolory

Dopasuj owoce i warzywa do kolorów na talerzach.

zielony

pomarańczowy

czerwony



biały

fioletowy

żółty


niebieski

różowy

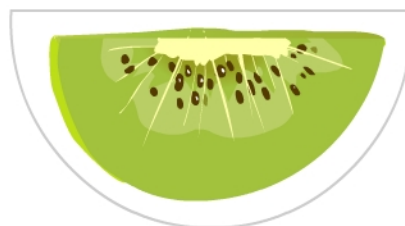

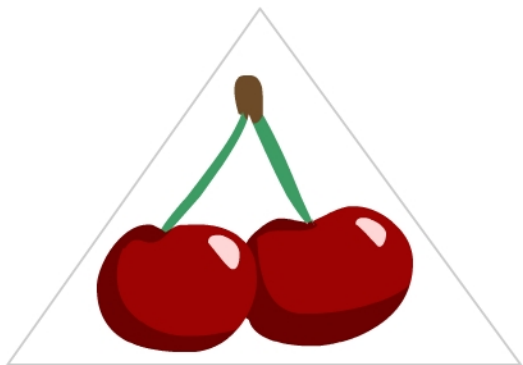


# sekwencje


Na podstawie powtarzającego się wzoru uzupełnij sekwencje owoców i warzyw.



figury geometryczne




sekwencje




# figury geometryczne




Znajdź i dopasuj owoce i warzywa do kształtów figur geometrycznych.



# połówki

Znajdź i dopasuj drugą połówkę do każdego z owoców.






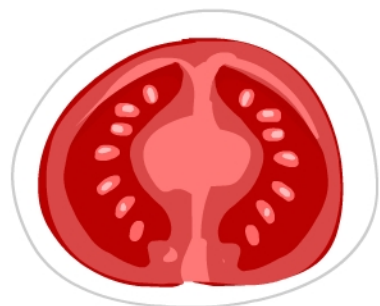



# kolorowe smoothie

Dopasuj kolorem owoce, warzywa i zioła  
do smoothie.







**po linii**

Narysuj owoce po linii, bez odrywania ręki od kartki.

